


Steeline Metal Roof Battens

Roof Batten

ST44



TrueCore®

Steeline Metal Roof Battens are a versatile and easy to use batten, compatible with all roof claddings. Made from quality TRUECORE® steel, Steeline Metal Roof Battens won't shrink, warp, or rot and are strong and long lasting.



Ph. 1300 STEELINE

www.steeline.com.au

Service over and above

Principle

Steelie Metal Roof Battens are a versatile and easy to use batten, they can be fixed directly to the rafters using timber or metal self drilling screws, or nails through the flanges. The roof cladding is then fixed to the Battens using self drilling screws.

Advantages

Long life, quality

Steelie Metal Roof Battens are guaranteed a long life; all material conforms to Australian standards. Steelie Metal Roof Battens are impervious to white ants, borers or rotting. TRUECORE® zinc/aluminium coated steel provides the best protection from the environment, giving long life to any building.

Labour and cost savings

Steelie Metal Roof Battens are manufactured locally by continuously roll-forming prefinished steel coil, and with the efficient profile it is a low cost building material. Ease of construction and fast fixing of frame members allow fast erection time, and low labour costs. A protective coating on the section means it will last for years without the need for attention, keeping maintenance costs very low.

Design

Flexibility

By using Steelie Metal Roof Battens you have complete freedom of design, with alterations, additions and renovations also easily made. Indeed Steelie Metal Roof Battens are suitable for applications other than roofing and can be used for framing van bodies, floor stiffeners, bracing, awning support frames, furring channel and shelving.

Compatibility

Steelie Metal Roof Battens are compatible with all standard roof cladding materials, and it can also be used in combination with other systems such as timber.

Handling and storage

If Steelie Metal Roof Battens are to be stacked and left in the open for any length of time, ensure they are kept off the ground, with one end elevated to drain any collected moisture. Gloves should be worn when handling to prevent injury.

Performance

Roof batten - maximum spans and spacing (non-cyclonic)

Maximum span - 1200mm

Maximum spacing - Internal Spans - 1500mm

End spans (Up to 900mm Span) - 1200mm

Note: the batten spacing must not exceed the manufacturers maximum recommended support spacing for the roof cladding material.

These values are for buildings located under the following conditions as specified by AS.1170 Part 2, SAA Wind Code.

Area - Non-cyclonic

Maximum Building Height - 5m

Wind Velocity - 50m/s

Internal Pressure Coefficient +0.8

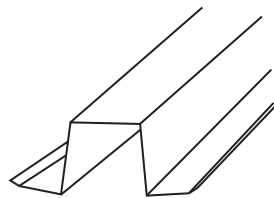
Terrain Category -3

Northern Regions

Allowable wind pressure (kaPa) 0.75BMT

Batten spacing mm	Batten Span (Spacing of Rafters for internal areas (mm))		
	600	900	1200
600	7.1	4.7	3.6
900	4.7	3.2	2.4
1200	3.6	2.4	1.8
1500	2.8	1.9	1.4
1700	2.5	1.7	1.3

For actual batten dimensions check with your local member



Note: For cyclonic refer manufacturer

Allowable wind pressure

For roofs of different wind pressures and conditions, calculate the actual wind pressure from AS.1170 and then determine the span required from the table below.

Material specification

Material - TRUECORE®

Roof batten hi-tensile steel section is produced from hi tensile grade G550/AZ150 (550 MPa Minimum Yield Stress coated with a minimum 150gm/sq.m. Zinc/Aluminium alloy) complying with AS.1397.

Thickness

Steelie Metal Roof Battens are produced in a base material thickness of 0.75BMT.

Supply details

Lengths

Steelie Metal Roof Battens are available in standard pack and length sizes or they can be cut to length. Call your local Steelie member on 1300 STEELINE for more information.

Precautions

Corrosive environments

The zinc/aluminium coating used to protect Steelie Metal Roof Battens is not recommended for use in unlined structures in severe industrial, or highly corrosive environments located within one kilometre of salt water locations. Please contact your Steelie member for advice on this.

Installation

Fixing to roof truss minimum requirements

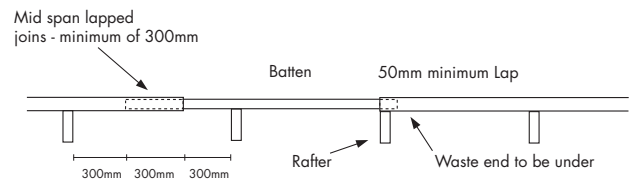
Timber Truss 2x12x40 T17 / Metal Truss 2x10x16 TEKS

Fixing of roof sheeting

Refer to manufacturers recommended fasteners and fixing details for roof sheeting.

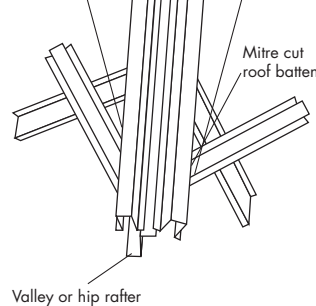
Laying and lapping of battens

To minimise cutting, lay all battens in one direction, starting from one end. (Hip valley roofs - lay battens starting from valley.)



Batten and sheet roofing at junction with hip and valley batten:

Turn down Lips on battens Where they Intersect
If the overhang of the mitred roof batten exceeds 300mm. Fasten the two roof battens together via two fasteners



Southern Regions

Allowable wind pressure (kaPa) 0.55BMT

Batten spacing mm	Batten Span (Spacing of Rafters for internal areas (mm))		
	600	900	1200
600	5.6	3.7	2.9
900	3.7	2.6	1.9
1200	2.9	1.9	1.6

Steelie has over 40 locations operating in every state and territory

