


Steeline Corrugated 762

Roof and Wall Cladding

ST30



Colorbond® **Zincalume®**

Steeline Corrugated is a very popular, aesthetically pleasing roof and wall material. Now made from light gauge, high tensile steel, it is strong, light and able to span longer distances. Manufactured locally, using quality COLORBOND® or ZINCALUME® steel, Steeline Corrugated is strong and long lasting.



Ph. 1300 STEELINE

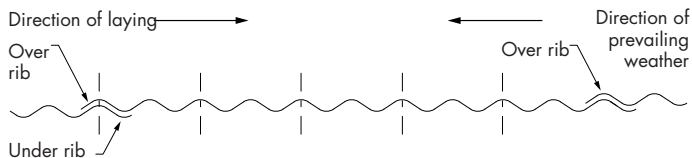
www.steelinel.com.au

Service over and above

Installation

Principle

Overlapped sheets of corrugated are to be fixed progressively along the building, in the opposite direction to the prevailing weather. This gives complete weather protection and a fast and efficient method of installing the roof. Each sheet consists of an 'over rib' and an 'under rib' and when put together they form an anti-capillary drain, preventing water entry.



Preparation

Lift packs of corrugated onto the roof frame, ensuring all sheets are the right way up, and with the over edge facing the end of the roof where laying is to commence. To prevent roof damage, walk on at least two ribs, and ensure your weight is evenly distributed as you walk across the supports. When the roof pitch is less than 25° or where there are extreme weather conditions, turn the sheet ends up approx. 80° at the high end and down approx. 15° at the gutter or low end. A shifting spanner can be used to do this.

End Lapping

When two or more sheets are required for full length cover, start laying at the gutter and work up to the ridge, then start the next run. The minimum end laps required are:

- Roofs - Pitch up to 15° - 230mm
- Pitch over 15° - 150mm

- Walls - 100mm

End laps in roofs with a pitch of <math>< 5^\circ</math> (1 in 12) are to be sealed. End laps must be positioned over a support and the support spacing on either side is to be those recommended for an end span.

Fixing

Recommended Fasteners

Steel framing (up to 5mm):

- A. Crest fixed - No 12x35 or a 14x42 hex head self drilling tek with neo washer.
- B. Valley fixed - No 10x16 hex head self drilling tek with neo washer.
- C. As screw manufacturers have further developed their products, you can now use a combination screw that will screw into timber or metal depending on the thickness. Ask your Steeline member for a recommended fixing screw to suit your purpose.

Timber Framing:

- A. Crest fixed - No 12x50 or a 14x50 hex head type 17 self drilling wood screw with neo washer.
- B. Valley fixed - No 12x25 hex head type 17 self drilling wood screw with neo washer.
- C. As screw manufacturers have further developed their products, you can now use a

combination screw that will screw into timber or metal depending on the thickness. Ask your Steeline member for a recommended fixing screw to suit your purpose.

Side Lap Fasteners

Side lap fasteners are to be added at the midspans of the sheets to lend support where spacings are over 900mm for roofs and 1200mm for walls, to ensure weatherproofing. Use No 8x12 hex head type 5 self drilling screw with neo washer or blind rivets.

Methods of Fixing

Roofs - Pierce fix through crests only using 3 fasteners/sheet or 5 fasteners/sheet depending on the location. At the end of sheets 5 fasteners/sheet must be used.

Walls - Pierce fix through crests or valleys. 3 fasteners/sheet or 5 fasteners/sheet can be used depending on location. At the ends of sheets 5 fasteners/sheet must be used. If valley fastening is used side lap fasteners must be added beside each main fastener.

Precautions

When unloading bundles of sheeting with a crane always use a spreader bar and fabric slings to prevent damage. When manually handling sheets use clean dry gloves and do not drag sheets over each other. Storage of sheets should be above ground and under cover.

Crest fasteners must not be over-tightened but driven in until slight deformation of the rib is observed and the neoprene washer is fully sealed.

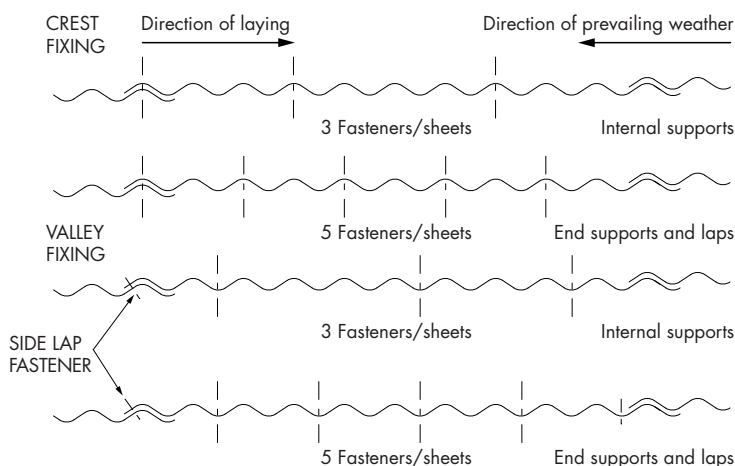
Do not locate fasteners less than 25mm from the end sheets. Do not use punches to form holes for fasteners. Holes are to be drilled or self drilling fasteners are to be used.

Coverage

Steeline Corrugated has an effective coverage of 762mm when laps of 1.5 ribs are used.

Roof Pitch

Corrugated is designed so that sheets are to be overlapped by a minimum of 1.5 ribs to ensure the water-proofness. The minimum recommended roof pitch is 5°.



NON CYCLONIC	BASE MATERIAL THICKNESS	ROOF SPANS					WALL SPANS			
		SINGLE	END	INTERNAL	OVERHANG UNSTIFFENED	OVERHANG STIFFENED	SINGLE	END	INTERNAL	OVERHANG
	0.42 (G550)	700	900	1200	200	300	1200	1360	1780	AS FOR ROOFS
	0.48 (G550)	700	1200	1600	200	300	1500	1800	2400	AS FOR ROOFS
	0.60 (G550)	700	900	1200	200	300	1200	1360	1780	AS FOR ROOFS

CYCLONIC	BASE MATERIAL THICKNESS	ROOF SPANS					WALL SPANS			
		SINGLE	END	INTERNAL	OVERHANG UNSTIFFENED	OVERHANG STIFFENED	SINGLE	END	INTERNAL	OVERHANG
	0.42 (G550)	700	800	900	200	300	1000	1100	1200	AS FOR ROOFS
	0.48 (G550)	800	900	1200	200	300	1100	1200	1500	AS FOR ROOFS
	0.60 (G550)	600	700	800	200	300	900	1000	1100	AS FOR ROOFS

Steeline has over 40 locations operating in every state and territory

